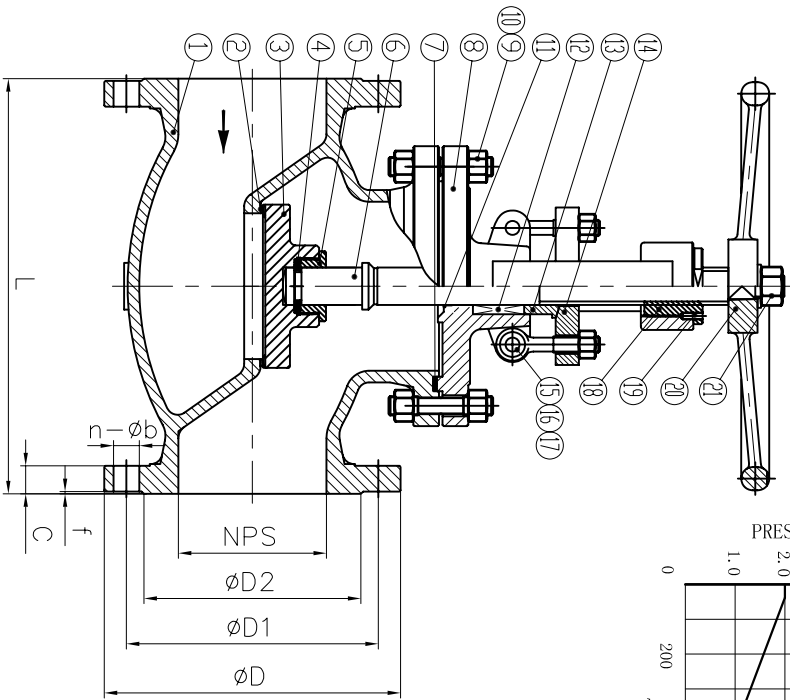


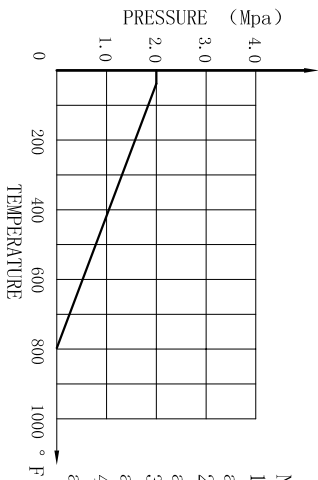
- NOTE:
1. Design and Manufacture for valve according to ANSI B16.34-2009.
 2. Face-to-face dimensions for valve according to ASME B16.10-2009.
 3. End flange dimensions for valve according to ASME B16.5-2009.
 4. Inspection and Test for valve according to API 598-2009.



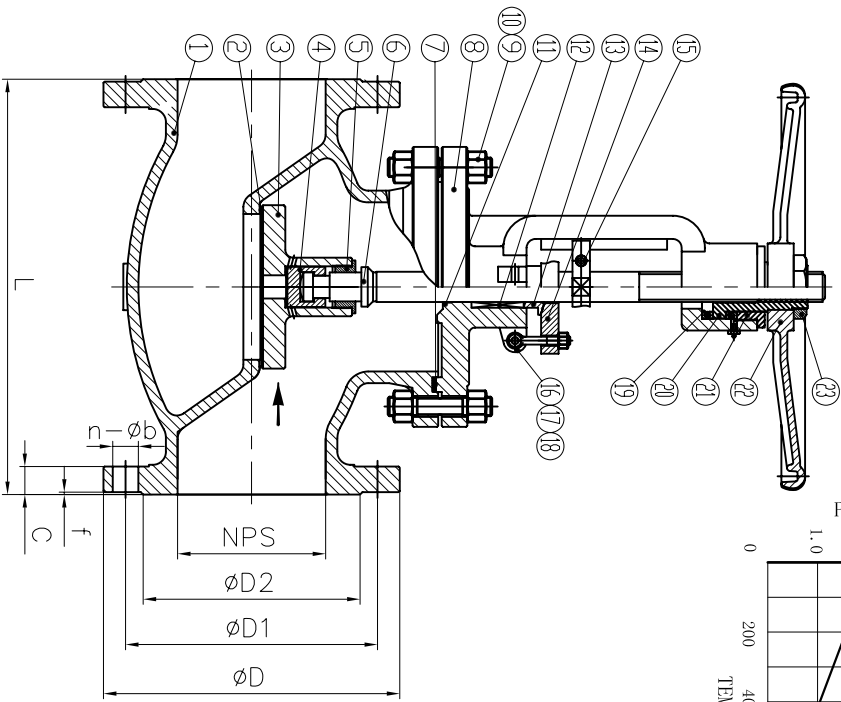
NPS	L	D	D1	D2	C	f	n-φb	Weight (lb)
1 1/2"	6.496	5.000	3.882	2.874	0.689	0.063	4-φ0.630	20.062
2"	7.992	5.984	4.744	3.622	0.748	0.063	4-φ0.748	36.156
2 1/2"	8.504	7.008	5.492	4.114	0.886	0.063	4-φ0.748	50.706
3"	9.488	7.480	6.004	5.000	0.945	0.063	4-φ0.748	66.139
4"	11.496	9.016	7.500	6.181	0.945	0.063	8-φ0.748	112.436
5"	14.016	10.000	8.504	7.303	1.024	0.063	8-φ0.866	143.300
6"	15.984	10.984	9.508	8.504	1.024	0.063	8-φ0.866	200.621
8"	19.488	13.504	11.752	10.630	1.142	0.063	8-φ0.866	304.238

Nominal pressure	Shell test		Test medium	water	Test temperature	normal temperature
	3.0	MPa				
150LB	Test pressure	2.2	MPa	water	Test temperature	normal temperature
	Gas seal test	0.6	MPa	air	Test temperature	normal temperature
Applicable medium	water, oil, gas					
Applicable temperature	-20~797°F					

21	H. W. LOCK NUT	1	SS304				
20	HANDWHEEL	1	A395				
19	SCREW	1	SS304				
18	STEM NUT	1	ZCuAl10Fe3				
17	GLAND NUT	2	A194 8				
16	GLAND BOLT	2	A193 B8				
15	PIN	2	SS304				
14	GLAND	1	A351 CF8M				
13	BUSHING	1	A351 CF8M				
12	PACKING	-	GRAPHITE				
11	BACKSEAT	1	A351 CF8M				
10	NUT	-	A194 8M				
9	STUD	-	A193 B8M				
8	BONNET	1	A351 CF8M				
7	GASKET	1	SS316 JACKETE GRAPHITTE				
6	STEM	1	A182 F316				
5	DISC COVER	1	SS316				
4	SPLIT RING	1	SS316				
3	DISC	1	A182 F316				
2	SEAT RING	1	A351 CF8M				
1	BODY	1	A351 CF8M				
NO.	DESCRIPTION	QTY	MATERIAL				
<div style="text-align: center;"> </div>				ANIX VALVE CO., LTD			
				Flange Globe Valve			
MARK				SCALE			
BEFORE MODIFIED		AFTER MODIFIED		DATE			
DRW.	APP.	DATE					
CHK.	DATE	GL41W6F/150					



- NOTE:
1. Design and Manufacture for valve according to ANSI B16.34-2009.
 2. Face-to-face dimensions for valve according to ASME B16.10-2009.
 3. End flange dimensions for valve according to ASME B16.5-2009.
 4. Inspection and Test for valve according to API 598-2009.



Nominal pressure	150LB	
	Shell test 3.0 MPa	Test medium water
Test pressure 2.2 MPa	seal test 2.2 MPa	Test medium water
Gas seal test 0.6 MPa	seal test 0.6 MPa	Test medium air
Applicable medium temperature	water, oil, gas	Test temperature -20~797°F

NPS	L	D	D1	D2	C	f	n-Øb	Weight (lb)
10"	24.488	15.984	14.252	12.756	1.220	0.063	12-Ø0.984	-
12"	27.480	19.016	17.008	15.000	1.260	0.063	12-Ø0.984	-
14"	30.984	20.984	18.740	16.260	1.378	0.063	12-Ø1.142	-

23	H. W. LOCK NUT	1	CS+13Cr
22	HANDWHEEL	1	A395
21	RETAINING NUT	1	CS+13Cr
20	STEM NUT	1	ZCuAl10Fe3
19	BEARING	1	CS
18	GLAND NUT	2	A194 8
17	GLAND BOLT	2	A193 B8
16	PIN	2	SS304
15	GUIDE BLOCK	2	Stainless Steel
14	GLAND	1	A351 CF8M
13	BUSHING	1	A182 F316
12	PACKING	-	GRAPHITE
11	BACKSEAT	1	A351 CF8M
10	NUT	-	A194 8M
9	STUD	-	A193 B8M
8	BONNET	1	A351 CF8M
7	GASKET	1	SS316 JACKETE GRAPHITE
6	STEM	1	A182 F316
5	DISC COVER	1	SS316
4	DISC	1	A351 CF8M
3	DISC	1	A351 CF8M
2	SEAT RING	1	A351 CF8M
1	BODY	1	A351 CF8M
NO.	DESCRIPTION	Q'TY	MATERIAL
MARK		BEFORE MODIFIED	AFTER MODIFIED
DRW.	DATE	APP.	DATE
SCALE		GL41W6F/150	
ANIX VALVE CO., LTD		Flange Globe Valve	
150LB, CF8M		150LB, CF8M	